

BAAL BONE UNDERGROUND

GLENCORE

Q1 2024 Monitoring Summary January to March 2024



Table of Contents

1.	Introduction	3
2.	Air quality	3
3.	Surface Water	3
4.	Noise.....	6

1. Introduction

In accordance with Schedule 5, Condition 9 of Project Approval 09_0178 this report provides a summary of environmental monitoring results for Baal Bone Colliery, for the period **1 January to 31 March 2024**. Baal Bone's licensed discharge and monitoring locations are identified in **Figure 7**.

2. Air quality

On 10 August 2022, EPL 765 was amended to remove dust and weather monitoring points and conditions. On 19 October 2022 Baal Bone Colliery received approval from DPIE for "the cessation of the attended noise monitoring and depositional dust and meteorological monitoring at the EPL Monitoring Points No. 7, 13, 14 and 15". Dust samples collected in October 2022 are the final dust results.

3. Surface Water

Condition L2 of EPL 765 outlines water concentration limits for oil and grease, pH, total suspended solids and total iron. These limits are presented below in **Table 1**.

Table 1: EPL 765 concentration limits

	EPL Monitoring Point 16 (LDP1) and EPL Monitoring Point 17 (LDP17)
Oil and grease (mg/L)	10
pH	6.5-8.5
Total Suspended Solids (mg/L)	50
Dissolved Iron (mg/L)	1.0

Notes:

- On 22/06/21 the EPA issued a Notice of Variation of Licence No. 765 which removed the requirement to conduct water sampling at LD2. As a part of mine closure works at Baal Bone Colliery, the sewerage treatment plant has been removed from the site, and the transpiration bed area reshaped and rehabilitated. As such the EPA removed EPA Identification Point 2 from the licence along with all associated monitoring requirements for that point.
- On 5/10/2022 EPL 765 was varied to add LDP17 and associated monitoring and limit conditions. October 2022 was the first monthly sample.
- On 26/10/2023 EPL 765 was varied to relocate LDP16 from its previous location on Ben Bullen Creek to a location approximately 50m further downstream. LDP16 was relocated to enable water from a newly constructed drainage line to be monitored.

The monthly results for each of the monitoring locations are summarised in **Table 4**. Results highlighted in **red** are outside of EPL concentration limits. **Figure 3** to **Figure 6** provide monthly results for each pollutant.

Table 2: EPL Water quality results for 2024

EPL Point	Month	EC uS/cm	O&G mg/L	SO ²⁻ ₄ mg/L	Fe mg/L	TSS mg/L	pH -
EPL Point 16 (LDP1)	Jan	1681	<5	465	0.44	7	7.0
	Feb	1727	<5	494	0.28	<5	6.8
	Mar	1661	<5	497	0.24	<5	7.0
EPL Point 17 (LDP17)	Jan	No discharge at LDP17 from January to March 2024.					
	Feb						
	Mar						

Legend

- BOD = Biological oxygen demand
- EC = Electrical conductivity
- Fe = Iron (dissolved iron)
- N = Nitrogen
- O & G = Oil and Grease
- P = Phosphorus
- SO₂- = Sulfate₄
- TSS = Total suspended solids

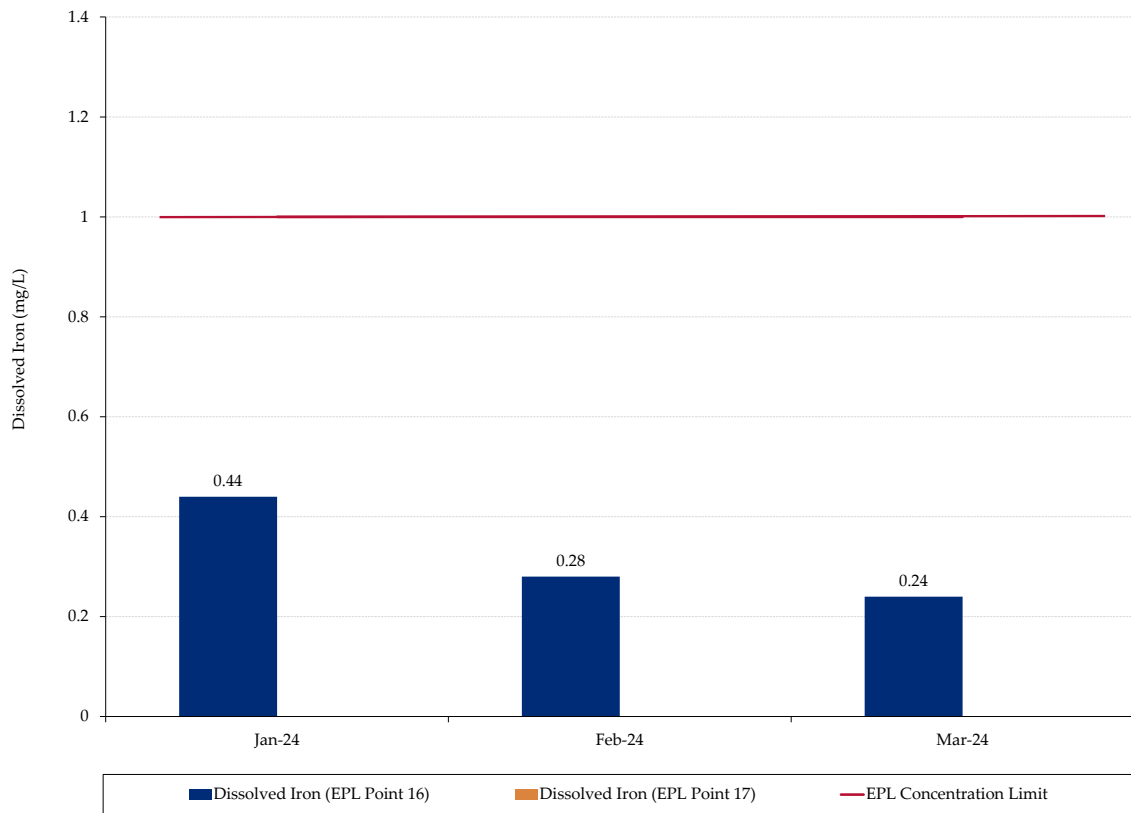


Figure 1: Monthly Dissolved Iron

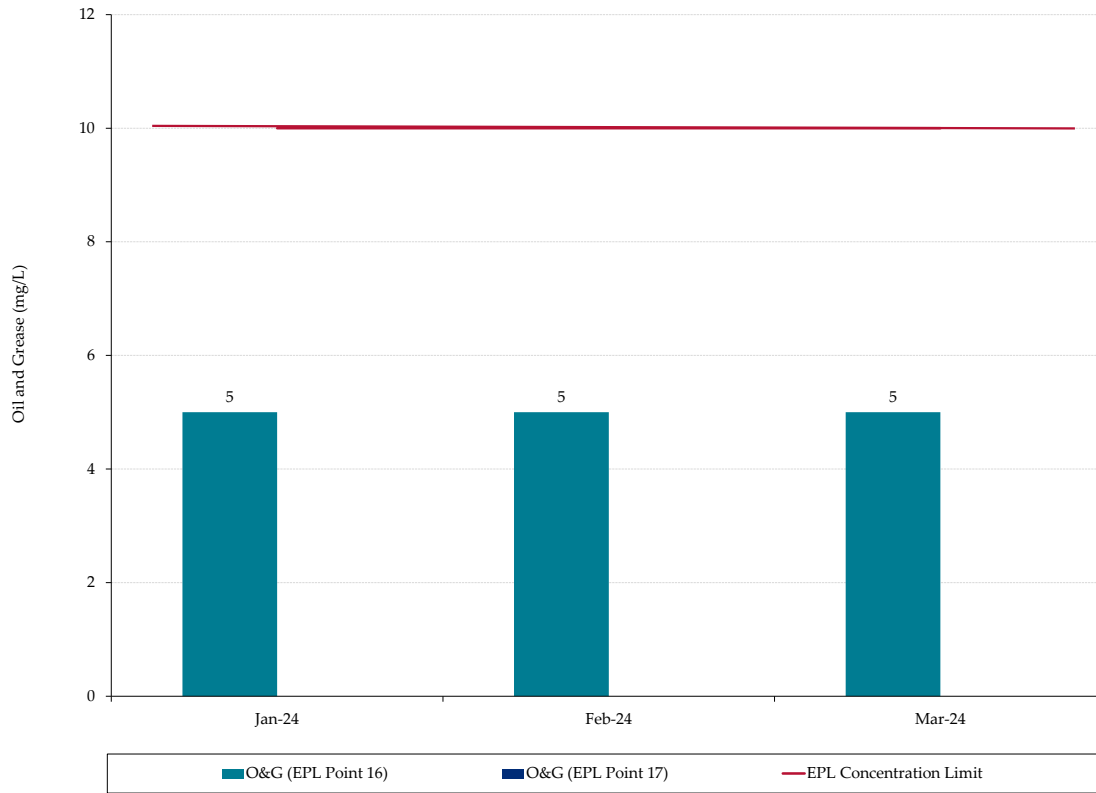


Figure 2: Monthly Oil and Grease

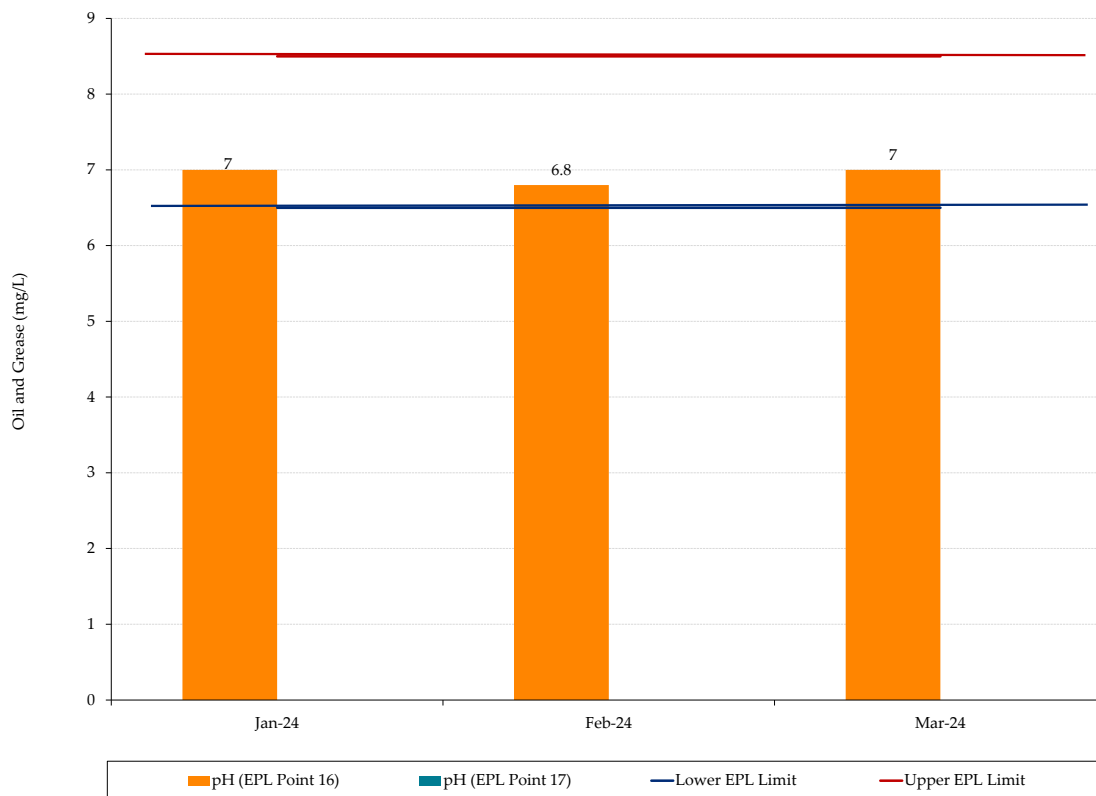


Figure 5: Monthly pH

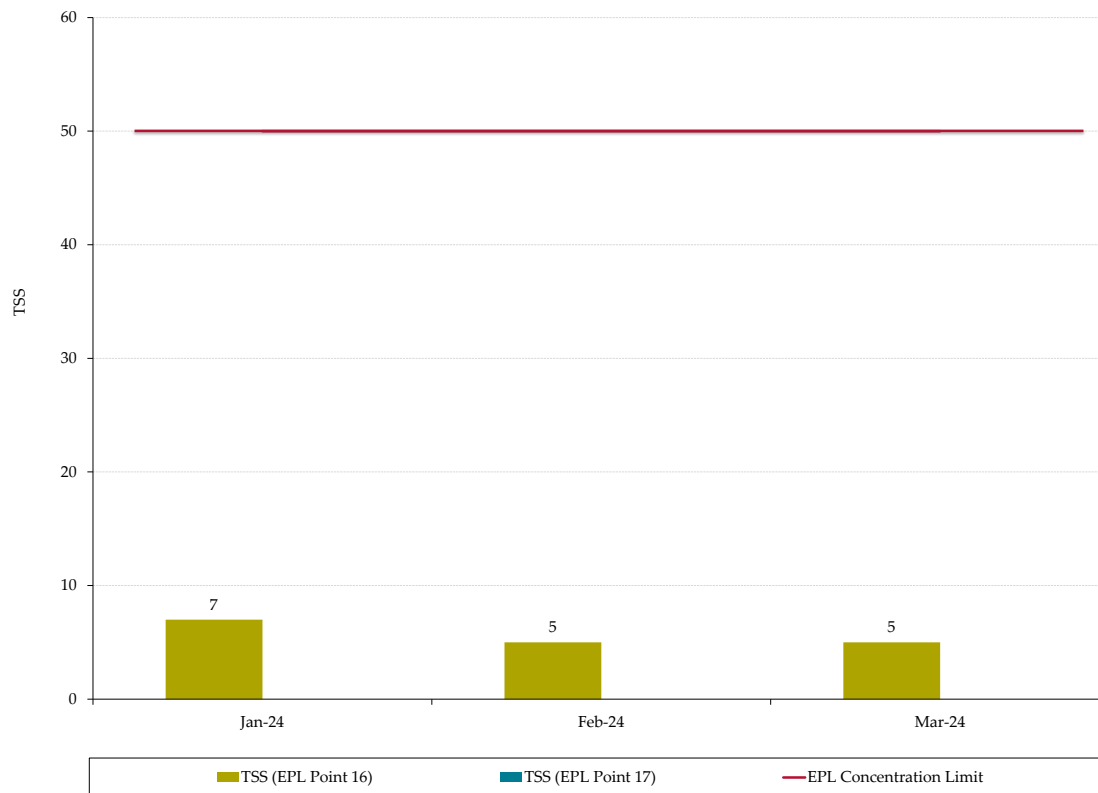


Figure 6: Monthly Total Suspended Solids

A summary of monitoring results for EPL discharge and monitoring points (those with specified concentration limits) can be found below for the 2024 reporting period to date:

- All monthly dissolved iron results below the EPL concentration limit of 1.0 mg/L;
- All Oil and grease levels were below the EPL concentration limit of 10 mg/L;
- All pH results within upper and lower EPL concentration limits; and
- All monthly TSS results were below the EPL concentration limit of 50 mg/L.

Note: Monthly EPL reporting can be accessed at: [Reporting documents - Baal Bone Colliery \(glencore.com.au\)](https://www.glencore.com.au).

4. Noise

On 10 August 2022, EPL 765 was amended to remove dust and weather monitoring points and conditions. On 19 October 2022 Baal Bone Colliery received approval from DPIE for “the cessation of the attended noise monitoring and depositional dust and meteorological monitoring at the EPL Monitoring Points No. 7, 13, 14 and 15”.

Previous noise audit reports can be accessed from the Baal Bone publications web page at: [Reporting documents - Baal Bone Colliery \(glencore.com.au\)](https://www.glencore.com.au).



Figure 7: Baal Bone Colliery EPL Monitoring Points